


kunstof kozijnen en deuren
HANDYMEN POOLS
Winkel Roosendaal
www.handymen-pools.nl
info@handymen-pools.nl
0 629 016 395

**offerte
online**

handymenpools.nl



WOODEN DOOR CATALOGUE

EDITION: 1/2025
valid from 3.03.2025

EN

WOODEN EXTERIOR DOORS



INNOVATIVE PRODUCTION TECHNOLOGY

This technology preserves the beauty of wooden doors while eliminating most of the problems associated with traditional board technologies, such as: tearing and shifting of door coffers, warping of leaves, uneven discolouration of individual door elements, cracking and corrugation of veneers, and problems with joint fillers.



ROBUST DESIGN

The door is designed to maintain good thermal and acoustic insulation properties. Our doors feature a pine-meranti or pine-oak frame reinforced with sheet metal and a „C” shaped profile. It is up to you to decide how thick they are to be. The doors can be 72, 82 or 102 mm thick, but their design remains the same. Inside, between the sheathing made of a 7 or 12 mm thick waterproof meranti, pine or oak plywood is a truss filled with polyurethane foam.



SAFETY


All doors are protected with a multipoint lock (or two independent locks), durable and robust hinges, and a sheet metal reinforcement to provide a sense of safety and prevent burglary.



CARE FOR THE ENVIRONMENT

We use environmentally-friendly water-based varnish and wood from legal Polish forests for our doors. The waste generated during production is collected and recycled, and the production process is safe for our employees.

FINISHING



STANDARD STRAIGHT OAK



KNOTTY OAK¹⁾



KNOTTY OAK BRUSHED²⁾



PINE



MERANTI

¹⁾ at an extra charge – grain direction can be vertical or horizontal (except for models with deep milling)

²⁾ at an extra charge – grain direction can be vertical or horizontal (except for models with deep milling)

LACQUER

- Hydrodynamic painting with water-based paints according to the Erkado colour range or RAL opaque paints with the ADLER Protor system. Protor is a 2-component (5-layer) exterior door coating system with above-average resistance to weathering and wood-damaging fungi. Thanks to its high hardness and scratch resistance, the Protor system guarantees extreme durability of exterior doors for years to come.
- The wood used to make veneers differs in terms of colour, texture and consistency. Even a single tree may feature significant differences in this respect. These are the characteristic features of natural wood and may not be claimed.
- The presented colours are for illustrative purposes only and should not be used as colour samples.



NATURAL OAK



DARK OAK³⁾



TEAK



WALNUT



WHITE



RUSTIC OAK



WINCHESTER



GOLDEN OAK



MAHOGANY



ROSEWOOD



RAL 7016



ANTHRACITE QUARTZ



RAL COLOUR RANGE³⁾

³⁾ at an extra charge ⁴⁾ most similar colour to PVC walnut

EXTERIOR DOORS

GLASS line.....	14
LAMELLO line NEW	18
INOX line	20
MODERN line	33
CLASSIC line	49
RETRO line	62
EXTENSION / DOSTAWKI	65

INTERIOR WOODEN DOORS

UNO PREMIUM	80
UNO PREMIUM LUX	82
BALDUR	84
MAGNOLIA	86
LAURENCJA	88
MISKANT	90
TURAN	92
NEMEZJA	94
MILDA	96
ANUBIS	98
SYLENA	100
LOFT	102
DOOR FRAMES AND HARDWARE FOR INTERNAL DOORS	104

GLAZING UNITS	104
INTERIOR DOOR HANDLES	105
TECHNICAL FACTS	106
PIVOT DOORS	111
CLEAN AIR CERTIFICATES	111
EXTERIOR DOOR DIMENSIONS	112
ADDITIONAL FEES FOR EXTERIOR DOORS	113
ACCESSORIES FOR EXTERIOR DOORS	114

WOODEN EXTERIOR DOORS




P1 p. 53



P2 p. 53



P3 p. 55



P4 p. 56



P5 p. 55



P6 p. 58



P7 p. 40



P8 p. 46



P9 p. 46



P10 p. 47



P11 p. 54



P12 p. 58



P13 p. 57



P14 p. 58



P15 p. 54



P16 p. 55



P17 p. 53



P18 p. 48



P19 p. 55



P20 p. 47



P21 p. 47



P22 p. 43



P23 p. 61



P24 p. 39



P25 p. 39



P26 p. 38



P27 p. 41



P28 p. 46



P29 p. 54



P30 p. 61



P31 p. 57



P32 p. 44



P33 p. 55



P34 p. 43



P35 p. 53



P36 p. 57



P37 p. 46



P38 p. 53



P39 p. 60



P40 p. 39



P41 p. 36



P42 p. 25



P44 p. 26



P45 p. 55



P46 p. 27



P47 p. 46



P48 p. 25



P49 p. 60



P50 p. 43



P51 p. 60

WOODEN EXTERIOR DOORS



P52 p. 61



P53 p. 36



P54 p. 57



P55 p. 38



P56 p. 29



P57 p. 24



P58 p. 30



P59 p. 48



P60 p. 24




P61 p. 44



P62 p. 44



P63 p. 60



P64 p. 30



P65 p. 60



P66 p. 29



P67 p. 37



P68 p. 26



P69 p. 41



P70 p. 25



P71 p. 40



P72 p. 46



P73 p. 44



P74 p. 41



P75 p. 44



P76 p. 44



P77 p. 45



P78 p. 45



P79 p. 37



P80 p. 45



P81 p. 30




P82 p. 36



P83 p. 37



P84 p. 36



P89 p. 31



P90 p. 31



P91 p. 26



P92 p. 41



P93 p. 45



P94 p. 38



P95 p. 28




P96 p. 53



P97 p. 30



P98 p. 32



P99 p. 26



P100 p. 26




P101 p. 28



P102 p. 30



P103 p. 31



P104 p. 27



P105 p. 27

WOODEN EXTERIOR DOORS



P106 p. 32



P107 p. 47



P108 p. 47



P109 p. 47



P110 p. 48



P111 p. 58



P112 p. 58



P113 p. 57



P114 p. 57



P115 p. 56



P116 p. 58



P117 p. 56



P118 p. 39



P119 p. 37



P120 p. 15



P121 p. 15



P122 p. 15



P123 p. 15



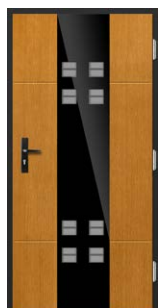
P124 p. 15



P125 p. 15



P126 p. 16



P127 p. 16



P128 p. 24




P129 p. 24



P130 p. 26




P131 p. 32



P132 p. 32



P133 p. 29



P134 p. 30



P135 p. 32



P136 p. 24



P137 p. 41



P138 p. 37



P139 p. 45



P140 p. 36



P141 p. 36



P142 p. 40



P143 p. 54



P144 p. 54



P145 p. 48



P146 p. 41



P147 p. 48



P148 p. 45




P149 p. 48



P150 p. 24



P151 p. 39



P152 p. 16



P153 p. 16



P154 p. 17

WOODEN EXTERIOR DOORS




P155 p. 28



P156 p. 29



P157 p. 37



P158 p. 29



P159 p. 42



P160 p. 42



P161 p. 42



P162 p. 42



P163 p. 42



P164 p. 42



P165 p. 59



P166 p. 59



P167 p. 59



P168 p. 59



P169 p. 61



P170 p. 61



P171 p. 59



P172 p. 60



P173 p. 64



P174 p. 39



P175 p. 54



P176 p. 17




P177 p. 23



P178 p. 17



P179 p. 17



P180 p. 23



P181 p. 23



P182 p. 64



P183 p. 62



P184 p. 64




P185 p. 64



P186 p. 59



P187 p. 51



P188 p. 17



P189 p. 61



P190 p. 64



P191 p. 64



P192 p. 34



P193 p. 51



P194 p. 51



P195 p. 51



P196 p. 51



P197 p. 34



P198 p. 34



P199 p. 34



P200 p. 34



P201 p. 31



P202 p. 52



P203 p. 34



P204 p. 35

WOODEN EXTERIOR DOORS



P205 p. 35



P206 p. 29



P207 p. 19



P208 p. 52



P209 p. 52



P210 p. 22



P211 p. 21



P212 p. 50



P213 p. 50



P214 p. 63



P215 p. 63



P216 p. 50



P217 p. 63



P218 p. 63



P219 p. 21



P220 p. 21



P221 p. 22



P222 p. 22



P223 p. 22



P224 p. 21

WOODEN EXTERIOR DOORS




P225 p. 21



P226 p. 22



P227 p. 35



P228 p. 22



P229 p. 21




P230 p. 50



P231 p. 19




P232 p. 18



P233 p. 19



P234 p. 19



Decorated with a black glass, the Glass line of timber doors perfectly complements modern buildings. Natural wood combined with a glossy black glass is a chic and timeless combination.

Finishing material:

- meranti, oak or pine

Design:

- a gasket in the leaf and the frame
- a burglary-proof rebate on the hinges side
- the external surface of the leaf made of waterproof plywood
- internal structure of the leaf in the form of a truss with a polyurethane foam filling
- the leaf tiles made of wood reinforced with sheet metal and a "C" profile

Standard set:

- thickness: 72 mm
- two independent bolt locks
- four hinges adjustable in three planes
- glazing unit REFLEX BRONZE
- an aluminium threshold with a thermal separator or a wooden threshold



P123



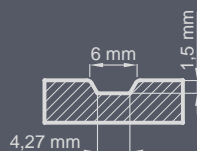
DOOR THICKNESS

- ◀ 72 ▶
- ◀ 82 ▶
- ◀ 102 ▶


TYPE



SHALLOW MILL WORK




FINISHING



STANDARD STRAIGHT OAK

KNOTTY OAK BRUSHED²⁾



KNOTTY OAK¹⁾


PINE



MERANTI

¹⁾ at an extra charge – grain direction can be vertical or horizontal (except for models with deep milling)

²⁾ at an extra charge – grain direction can be vertical or horizontal (except for models with deep milling)



RAL COLOUR RANGE³⁾

³⁾ at an extra charge ⁴⁾ most similar colour to PVC walnut



P120



P121



P122

Black glass with translucent centre



P123

Knotty grain at an extra charge



P124

Knotty grain at an extra charge



P125

Knotty grain at an extra charge

Lacquered glass is only available on the external side of the door leaf.

NON-REBATED DOORS – extra charge for the 82 and 102 mm-thick rebated doors. Surcharge for non-leaf hinges in black.

The ERKADO doors are available in non-standard dimensions without an extra charge for non-standard dimensions. The extra charge only applies to the following doors: higher than 212 cm and wider than 102 cm. Inox black or another RAL-colour at an extra charge.



P126




P127



P152

Knotty grain at an extra charge
Black glass with translucent centre



¹⁾ at an extra charge



P153

Knotty grain at an extra charge
Venetian mirror with transparent centre



Lacquered glass is only available on the external side of the door leaf. **NON-REBATED DOORS** – extra charge for the 82 and 102 mm-thick rebated doors. Surcharge for non-leaf hinges in black. The ERKADO doors are available in non-standard dimensions without an extra charge for non-standard dimensions. The extra charge only applies to the following doors: higher than 212 cm and wider than 102 cm. Inox black or another RAL-colour at an extra charge.



P176

Knotty grain at an extra charge
Black glass with translucent centre



P178



P179

Venetian mirror with transparent centre



P154 (external view)

Knotty grain at an extra charge
Black glass with translucent centre



P154 (inside view)

Knotty grain at an extra charge



P188

1 black glass 2 black inox

Knotty grain at an extra charge
Double-sided Inox at an extra charge

Lacquered glass is only available on the external side of the door leaf.

NON-REBATED DOORS - extra charge for the 82 and 102 mm-thick rebated doors. Surcharge for non-leaf hinges in black.

The ERKADO doors are available in non-standard dimensions without an extra charge for non-standard dimensions. The extra charge only applies to the following doors: higher than 212 cm and wider than 102 cm. Inox black or another RAL-colour at an extra charge.



NEW

The LAMELLO wooden door collection is a harmonious combination of the natural beauty of wood with modern design, which brings elegance and style to any interior.

Finishing material:

- meranti, oak or pine

Design:

- a gasket in the leaf and the frame
- a burglary-proof rebate on the hinges side
- the external surface of the leaf made of waterproof plywood
- internal structure of the leaf in the form of a truss with a polyurethane foam filling
- the leaf tiles made of wood reinforced with sheet metal and a "C" profile

Standard set:

- thickness: 72 mm
- two independent bolt locks
- four hinges adjustable in three planes
- glazing unit REFLEX BRONZE
- an aluminium threshold with a thermal separator or a wooden threshold



DOOR THICKNESS

◀ 72 ▶ ◀ 82 ▶ ◀ 102 ▶


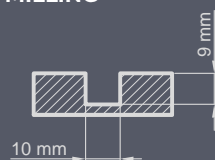
TYPE



P232

Milling and painted glass are only on one side of the exterior
Black glass with translucent centre

MILLING





Milling and painted glass are only available on one side in the LAMELLO collection.



P207

Milling only on one side from the outside



P231




P233



P234

Black glass with translucent centre



¹⁾ at an extra charge



NON-REBATED DOORS – extra charge for the 82 and 102 mm-thick rebated doors. Surcharge for non-leaf hinges in black.

The ERKADO doors are available in non-standard dimensions without an extra charge for non-standard dimensions. The extra charge only applies to the following doors: higher than 212 cm and wider than 102 cm.



NEW

Precious brushed aluminium combined with natural wood to provide top design. The Inox panel additionally protects the door surface against external damage.

Finishing material:

- meranti, oak or pine

Design:

- a gasket in the leaf and the frame
- a burglary-proof rebate on the hinges side
- the external surface of the leaf made of waterproof plywood
- internal structure of the leaf in the form of a truss with a polyurethane foam filling
- the leaf tiles made of wood reinforced with sheet metal and a "C" profile

Standard set:

- thickness: 72 mm
- two independent bolt locks
- four hinges adjustable in three planes
- glazing unit REFLEX BRONZE
- an aluminium threshold with a thermal separator or a wooden threshold



P223



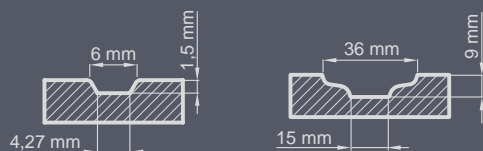
DOOR THICKNESS

- 72
- 82
- 102

TYPE




MILLING



FINISHING



¹⁾ at an extra charge – grain direction can be vertical or horizontal (except for models with deep milling)
²⁾ at an extra charge – grain direction can be vertical or horizontal (except for models with deep milling)



³⁾ at an extra charge ⁴⁾ most similar colour to PVC walnut

Inox black or another RAL-colour at an extra charge.




P211

Extra charge for double-sided inox



P219

Extra charge for double-sided inox



P220

Extra charge for double-sided inox



P225

Extra charge for double-sided inox



P224

Extra charge for double-sided inox



P229

Extra charge for double-sided inox

NON-REBATED DOORS – extra charge for the 82 and 102 mm-thick rebated doors. Surcharge for non-leaf hinges in black.

The ERKADO doors are available in non-standard dimensions without an extra charge for non-standard dimensions. The extra charge only applies to the following doors: higher than 212 cm and wider than 102 cm. Inox black or another RAL-colour at an extra charge.

Inox black or another RAL-colour at an extra charge.



P223

Extra charge for double-sided inox



P226

Extra charge for double-sided inox



P221

Extra charge for double-sided inox



P210

Extra charge for double-sided inox



P222

Extra charge for double-sided inox



P228

Extra charge for double-sided inox

NON-REBATED DOORS – extra charge for the 82 and 102 mm-thick rebated doors. Surcharge for non-leaf hinges in black.

The ERKADO doors are available in non-standard dimensions without an extra charge for non-standard dimensions. The extra charge only applies to the following doors: higher than 212 cm and wider than 102 cm. Inox black or another RAL-colour at an extra charge.



Inox black or another RAL-colour at an extra charge.



P177

Knotty grain at an extra charge
Extra charge for double-sided inox



P180

Knotty grain at an extra charge
Extra charge for double-sided inox



P181

Knotty grain at an extra charge
Extra charge for double-sided inox



¹⁾ at an extra charge



NON-REBATED DOORS – extra charge for the 82 and 102 mm-thick rebated doors. Surcharge for non-leaf hinges in black.

The ERKADO doors are available in non-standard dimensions without an extra charge for non-standard dimensions. The extra charge only applies to the following doors: higher than 212 cm and wider than 102 cm. Inox black or another RAL-colour at an extra charge.



Inox black or another RAL-colour at an extra charge.



P128

Extra charge for double-sided inox



P129

Extra charge for double-sided inox



P60

Extra charge for double-sided inox



P150

Extra charge for double-sided inox



P136

Extra charge for double-sided inox
Two-colour at an extra charge



P57

Extra charge for double-sided inox
Two-colour at an extra charge

NON-REBATED DOORS - extra charge for the 82 and 102 mm-thick rebated doors. Surcharge for non-leaf hinges in black.

The ERKADO doors are available in non-standard dimensions without an extra charge for non-standard dimensions. The extra charge only applies to the following doors: higher than 212 cm and wider than 102 cm. Inox black or another RAL-colour at an extra charge.



Inox black or another RAL-colour at an extra charge.



P70

Extra charge for double-sided inox



P48

Extra charge for double-sided inox



P42

Extra charge for double-sided inox



¹⁾ at an extra charge



NON-REBATED DOORS – extra charge for the 82 and 102 mm-thick rebated doors. Surcharge for non-leaf hinges in black.

The ERKADO doors are available in non-standard dimensions without an extra charge for non-standard dimensions. The extra charge only applies to the following doors: higher than 212 cm and wider than 102 cm. Inox black or another RAL-colour at an extra charge.



Inox black or another RAL-colour at an extra charge.



P99

Extra charge for double-sided inox



P68

Extra charge for double-sided inox
Sandblasted glass at an extra charge



P130

Extra charge for double-sided inox



P44

Extra charge for double-sided inox



P91

Extra charge for double-sided inox



P100

Extra charge for double-sided inox

NON-REBATED DOORS - extra charge for the 82 and 102 mm-thick rebated doors. Surcharge for non-leaf hinges in black.

The ERKADO doors are available in non-standard dimensions without an extra charge for non-standard dimensions. The extra charge only applies to the following doors: higher than 212 cm and wider than 102 cm. Inox black or another RAL-colour at an extra charge.



Inox black or another RAL-colour at an extra charge.



P105

Extra charge for double-sided inox 300 zt



P46

Extra charge for double-sided inox 300 zt



P104

Extra charge for double-sided inox
Bottom steel kick plate at an extra charge



¹⁾ at an extra charge



NON-REBATED DOORS – extra charge for the 82 and 102 mm-thick rebated doors. Surcharge for non-leaf hinges in black.

The ERKADO doors are available in non-standard dimensions without an extra charge for non-standard dimensions. The extra charge only applies to the following doors: higher than 212 cm and wider than 102 cm. Inox black or another RAL-colour at an extra charge.



Inox black or another RAL-colour at an extra charge.



P155

Extra charge for double-sided inox



P101

Extra charge for double-sided inox



P95

Extra charge for double-sided inox



¹⁾ at an extra charge



NON-REBATED DOORS – extra charge for the 82 and 102 mm-thick rebated doors. Surcharge for non-leaf hinges in black.

The ERKADO doors are available in non-standard dimensions without an extra charge for non-standard dimensions. The extra charge only applies to the following doors: higher than 212 cm and wider than 102 cm. Inox black or another RAL-colour at an extra charge.



Inox black or another RAL-colour at an extra charge.



P66

Extra charge for double-sided inox



P133

Extra charge for double-sided inox



P56

Extra charge for double-sided inox



P156

Knotty grain at an extra charge
Extra charge for inox double-sided + two-colour
For doors as shown in the picture, an extra charge must be added to the basic price (black, two-colour, knotty grain)

- 1** RAL 9005 black lacquered
- 2** black inox



P158

Extra charge for double-sided inox



P206

Extra charge for double-sided inox
Two-colour at an extra charge

NON-REBATED DOORS - extra charge for the 82 and 102 mm-thick rebated doors. Surcharge for non-leaf hinges in black.

The ERKADO doors are available in non-standard dimensions without an extra charge for non-standard dimensions. The extra charge only applies to the following doors: higher than 212 cm and wider than 102 cm. Inox black or another RAL-colour at an extra charge.



Inox black or another RAL-colour at an extra charge.



P58

Extra charge for double-sided inox



P97

Extra charge for double-sided inox




P134

Extra charge for double-sided inox



P81

Extra charge for double-sided inox



P64

Extra charge for double-sided inox



P102

Extra charge for double-sided inox

NON-REBATED DOORS - extra charge for the 82 and 102 mm-thick rebated doors. Surcharge for non-leaf hinges in black.

The ERKADO doors are available in non-standard dimensions without an extra charge for non-standard dimensions. The extra charge only applies to the following doors: higher than 212 cm and wider than 102 cm. Inox black or another RAL-colour at an extra charge.



Inox black or another RAL-colour at an extra charge.



P89

Extra charge for double-sided inox
Stained glassat an extra charge



P90

Extra charge for double-sided inox
Stained glassat an extra charge



P103

Extra charge for double-sided inox
Stained glassat an extra charge



¹⁾ at an extra charge



NON-REBATED DOORS – extra charge for the 82 and 102 mm-thick rebated doors. Surcharge for non-leaf hinges in black.

The ERKADO doors are available in non-standard dimensions without an extra charge for non-standard dimensions. The extra charge only applies to the following doors: higher than 212 cm and wider than 102 cm. Inox black or another RAL-colour at an extra charge.

Inox black or another RAL-colour at an extra charge.



P131

Extra charge for double-sided inox



P132

Extra charge for double-sided inox
Stained glass at an extra charge



P135

Extra charge for double-sided inox
Two-colour at an extra charge



P106

Extra charge for double-sided inox



P98

Extra charge for double-sided inox

NON-REBATED DOORS – extra charge for the 82 and 102 mm-thick rebated doors. Surcharge for non-leaf hinges in black.

The ERKADO doors are available in non-standard dimensions without an extra charge for non-standard dimensions. The extra charge only applies to the following doors: higher than 212 cm and wider than 102 cm. Inox black or another RAL-colour at an extra charge.

The characteristic feature of this line is its modern-looking milling and glazing. The models are characterized by a coherent design based on geometric figures.

Finishing material:

- meranti, oak or pine

Design:

- a gasket in the leaf and the frame
- a burglary-proof rebate on the hinges side
- the external surface of the leaf made of waterproof plywood
- internal structure of the leaf in the form of a truss with a polyurethane foam filling
- the leaf tiles made of wood reinforced with sheet metal and a "C" profile

Standard set:

- thickness: 72 mm
- two independent bolt locks
- four hinges adjustable in three planes
- glazing unit REFLEX BRONZE
- an aluminium threshold with a thermal separator or a wooden threshold

NEW



P227



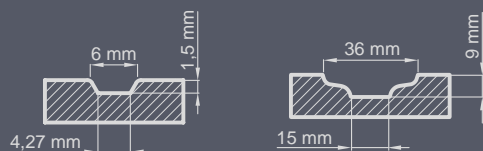
DOOR THICKNESS




TYPE



MILLING



FINISHING



STANDARD STRAIGHT OAK

KNOTTY OAK BRUSHED²⁾


KNOTTY OAK¹⁾

PINE

MERANTI

¹⁾ at an extra charge - grain direction can be vertical or horizontal (except for models with deep milling)

²⁾ at an extra charge - grain direction can be vertical or horizontal (except for models with deep milling)



NATURAL OAK

DARK OAK⁴⁾

TEAK

WALNUT

WHITE

RUSTIC OAK

WINCHESTER

GOLDEN OAK

MAHOGANY

ROSEWOOD

RAL 7016

ANTHRACITE QUARTZ



RAL COLOUR RANGE³⁾

³⁾ at an extra charge ⁴⁾ most similar colour to PVC walnut





P192



P197



P198



P199



P200



P203

NON-REBATED DOORS - extra charge for the 82 and 102 mm-thick rebated doors. Surcharge for non-leaf hinges in black.

The ERKADO doors are available in non-standard dimensions without an extra charge for non-standard dimensions. The extra charge only applies to the following doors: higher than 212 cm and wider than 102 cm.



NEW




P227



P204



P205



¹⁾ at an extra charge



NON-REBATED DOORS – extra charge for the 82 and 102 mm-thick rebated doors. Surcharge for non-leaf hinges in black.

The ERKADO doors are available in non-standard dimensions without an extra charge for non-standard dimensions. The extra charge only applies to the following doors: higher than 212 cm and wider than 102 cm.



P82



P140



P141



P84



P53



P41

NON-REBATED DOORS – extra charge for the 82 and 102 mm-thick rebated doors. Surcharge for non-leaf hinges in black.

The ERKADO doors are available in non-standard dimensions without an extra charge for non-standard dimensions. The extra charge only applies to the following doors: higher than 212 cm and wider than 102 cm.



P83



P79



P138



P67



P119



P157

Knotty grain at an extra charge

NON-REBATED DOORS – extra charge for the 82 and 102 mm-thick rebated doors. Surcharge for non-leaf hinges in black.

The ERKADO doors are available in non-standard dimensions without an extra charge for non-standard dimensions. The extra charge only applies to the following doors: higher than 212 cm and wider than 102 cm.





P55




P94



P26



¹⁾ at an extra charge



NON-REBATED DOORS – extra charge for the 82 and 102 mm-thick rebated doors. Surcharge for non-leaf hinges in black.

The ERKADO doors are available in non-standard dimensions without an extra charge for non-standard dimensions. The extra charge only applies to the following doors: higher than 212 cm and wider than 102 cm.



P151



P24



P25



P40



P118




P174

NON-REBATED DOORS - extra charge for the 82 and 102 mm-thick rebated doors. Surcharge for non-leaf hinges in black.

The ERKADO doors are available in non-standard dimensions without an extra charge for non-standard dimensions. The extra charge only applies to the following doors: higher than 212 cm and wider than 102 cm.





P71




P7



P142



¹⁾ at an extra charge



NON-REBATED DOORS – extra charge for the 82 and 102 mm-thick rebated doors. Surcharge for non-leaf hinges in black.
 The ERKADO doors are available in non-standard dimensions without an extra charge for non-standard dimensions. The extra charge only applies to the following doors: higher than 212 cm and wider than 102 cm.



P146



P27



P92



P74



P137



P69

NON-REBATED DOORS - extra charge for the 82 and 102 mm-thick rebated doors. Surcharge for non-leaf hinges in black.

The ERKADO doors are available in non-standard dimensions without an extra charge for non-standard dimensions. The extra charge only applies to the following doors: higher than 212 cm and wider than 102 cm.





P159



P160



P161



P162



P163



P164

NON-REBATED DOORS - extra charge for the 82 and 102 mm-thick rebated doors. Surcharge for non-leaf hinges in black.

The ERKADO doors are available in non-standard dimensions without an extra charge for non-standard dimensions. The extra charge only applies to the following doors: higher than 212 cm and wider than 102 cm.




P50



P22



P34



¹⁾ at an extra charge



NON-REBATED DOORS – extra charge for the 82 and 102 mm-thick rebated doors. Surcharge for non-leaf hinges in black.

The ERKADO doors are available in non-standard dimensions without an extra charge for non-standard dimensions. The extra charge only applies to the following doors: higher than 212 cm and wider than 102 cm.



P75



P61



P76



P62



P73



P32

NON-REBATED DOORS - extra charge for the 82 and 102 mm-thick rebated doors. Surcharge for non-leaf hinges in black.

The ERKADO doors are available in non-standard dimensions without an extra charge for non-standard dimensions. The extra charge only applies to the following doors: higher than 212 cm and wider than 102 cm.



P139



P77



P93



P80



P78



P148

NON-REBATED DOORS – extra charge for the 82 and 102 mm-thick rebated doors. Surcharge for non-leaf hinges in black.

The ERKADO doors are available in non-standard dimensions without an extra charge for non-standard dimensions. The extra charge only applies to the following doors: higher than 212 cm and wider than 102 cm.





P8



P9



P28



P47



P37



P72

NON-REBATED DOORS - extra charge for the 82 and 102 mm-thick rebated doors. Surcharge for non-leaf hinges in black.

The ERKADO doors are available in non-standard dimensions without an extra charge for non-standard dimensions. The extra charge only applies to the following doors: higher than 212 cm and wider than 102 cm.



P107



P108



P109



P20



P21

Stained glass at an extra charge



P10

NON-REBATED DOORS – extra charge for the 82 and 102 mm-thick rebated doors. Surcharge for non-leaf hinges in black.

The ERKADO doors are available in non-standard dimensions without an extra charge for non-standard dimensions. The extra charge only applies to the following doors: higher than 212 cm and wider than 102 cm.





P145



P147



P149



P59



P110

Knotty grain at an extra charge



P18

NON-REBATED DOORS - extra charge for the 82 and 102 mm-thick rebated doors. Surcharge for non-leaf hinges in black.

The ERKADO doors are available in non-standard dimensions without an extra charge for non-standard dimensions. The extra charge only applies to the following doors: higher than 212 cm and wider than 102 cm.



The CLASSIC door line is designed for classic houses. The characteristic feature of this line is its traditional and timeless design

Finishing material:

- meranti, oak or pine

Design:

- a gasket in the leaf and the frame
- a burglary-proof rebate on the hinges side
- the external surface of the leaf made of waterproof plywood
- internal structure of the leaf in the form of a truss with a polyurethane foam filling
- the leaf tiles made of wood reinforced with sheet metal and a "C" profile

Standard set:

- thickness: 72 mm
- two independent bolt locks
- four hinges adjustable in three planes
- glazing unit REFLEX BRONZE
- an aluminium threshold with a thermal separator or a wooden threshold

NEW



P230



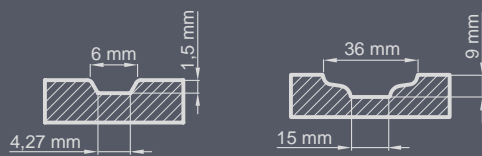
DOOR THICKNESS

- 72
- 82
- 102


TYPE




MILLING



FINISHING



¹⁾ at an extra charge - grain direction can be vertical or horizontal (except for models with deep milling)
²⁾ at an extra charge - grain direction can be vertical or horizontal (except for models with deep milling)



³⁾ at an extra charge ⁴⁾ most similar colour to PVC walnut





NEW

P212

Sandblasted glass at an extra charge



NEW

P213


Sandblasted glass at an extra charge



NEW

P216

Sandblasted glass at an extra charge



¹⁾ at an extra charge



NEW

P230



NON-REBATED DOORS – extra charge for the 82 and 102 mm-thick rebated doors. Surcharge for non-leaf hinges in black.
 The ERKADO doors are available in non-standard dimensions without an extra charge for non-standard dimensions. The extra charge only applies to the following doors: higher than 212 cm and wider than 102 cm.



P193



P194



P195



P196



P201



P187

NON-REBATED DOORS - extra charge for the 82 and 102 mm-thick rebated doors. Surcharge for non-leaf hinges in black.

The ERKADO doors are available in non-standard dimensions without an extra charge for non-standard dimensions. The extra charge only applies to the following doors: higher than 212 cm and wider than 102 cm.





P202



P208



P209



¹⁾ at an extra charge



NON-REBATED DOORS – extra charge for the 82 and 102 mm-thick rebated doors. Surcharge for non-leaf hinges in black.

The ERKADO doors are available in non-standard dimensions without an extra charge for non-standard dimensions. The extra charge only applies to the following doors: higher than 212 cm and wider than 102 cm.



P96



P17



P1



P38



P2



P35

NON-REBATED DOORS - extra charge for the 82 and 102 mm-thick rebated doors. Surcharge for non-leaf hinges in black.

The ERKADO doors are available in non-standard dimensions without an extra charge for non-standard dimensions. The extra charge only applies to the following doors: higher than 212 cm and wider than 102 cm.





P15



P11



P29



P175



P144



P143

NON-REBATED DOORS - extra charge for the 82 and 102 mm-thick rebated doors. Surcharge for non-leaf hinges in black.

The ERKADO doors are available in non-standard dimensions without an extra charge for non-standard dimensions. The extra charge only applies to the following doors: higher than 212 cm and wider than 102 cm.



P5



P3



P45



P19



P33



P16

NON-REBATED DOORS - extra charge for the 82 and 102 mm-thick rebated doors. Surcharge for non-leaf hinges in black.

The ERKADO doors are available in non-standard dimensions without an extra charge for non-standard dimensions. The extra charge only applies to the following doors: higher than 212 cm and wider than 102 cm.





P4

Stained glass at an extra charge



P117



P115

Stained glass at an extra charge



¹⁾ at an extra charge



NON-REBATED DOORS – extra charge for the 82 and 102 mm-thick rebated doors. Surcharge for non-leaf hinges in black.

The ERKADO doors are available in non-standard dimensions without an extra charge for non-standard dimensions. The extra charge only applies to the following doors: higher than 212 cm and wider than 102 cm.



P36

Stained glass at an extra charge



P113



P114



P31



P54



P13

Stained glass at an extra charge

NON-REBATED DOORS - extra charge for the 82 and 102 mm-thick rebated doors. Surcharge for non-leaf hinges in black.

The ERKADO doors are available in non-standard dimensions without an extra charge for non-standard dimensions. The extra charge only applies to the following doors: higher than 212 cm and wider than 102 cm.





P12



P6



P14



P116



P112



P111

NON-REBATED DOORS - extra charge for the 82 and 102 mm-thick rebated doors. Surcharge for non-leaf hinges in black.

The ERKADO doors are available in non-standard dimensions without an extra charge for non-standard dimensions. The extra charge only applies to the following doors: higher than 212 cm and wider than 102 cm.



P165



P166



P167



P186



P168



P171

NON-REBATED DOORS - extra charge for the 82 and 102 mm-thick rebated doors. Surcharge for non-leaf hinges in black.

The ERKADO doors are available in non-standard dimensions without an extra charge for non-standard dimensions. The extra charge only applies to the following doors: higher than 212 cm and wider than 102 cm.





P63



P49



P39



P65



P51



P172

NON-REBATED DOORS - extra charge for the 82 and 102 mm-thick rebated doors. Surcharge for non-leaf hinges in black.

The ERKADO doors are available in non-standard dimensions without an extra charge for non-standard dimensions. The extra charge only applies to the following doors: higher than 212 cm and wider than 102 cm.



P30



P52

Stained glass at an extra charge



P23

Stained glass at an extra charge



P189

Internal muntin at an extra charge



P169

Stained glass at an extra charge



P170

Stained glass at an extra charge

NON-REBATED DOORS – extra charge for the 82 and 102 mm-thick rebated doors. Surcharge for non-leaf hinges in black.

The ERKADO doors are available in non-standard dimensions without an extra charge for non-standard dimensions. The extra charge only applies to the following doors: higher than 212 cm and wider than 102 cm.



The RETRO door line is designed for classic houses. The characteristic feature of this line is its traditional and timeless design

Finishing material:

- meranti, oak or pine

Design:

- a gasket in the leaf and the frame
- a burglary-proof rebate on the hinges side
- the external surface of the leaf made of waterproof plywood
- internal structure of the leaf in the form of a truss with a polyurethane foam filling
- the leaf tiles made of wood reinforced with sheet metal and a "C" profile

Standard set:

- thickness: 72 mm
- two independent bolt locks
- four hinges adjustable in three planes
- glazing unit REFLEX BRONZE
- an aluminium threshold with a thermal separator or a wooden threshold



P183




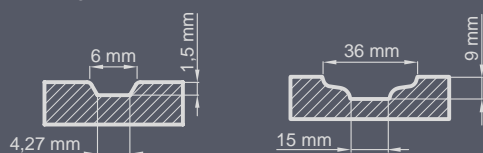
DOOR THICKNESS

- ◀ 72 ▶
- ◀ 82 ▶
- ◀ 102 ▶

TYPE



MILLING



¹⁾ at an extra charge ⁴⁾ most similar colour to PVC walnut



Decorative elements are available on both sides

NEW



P215

NEW



P217

NEW



P218



¹⁾ at an extra charge

NEW



P214



NON-REBATED DOORS – extra charge for the 82 and 102 mm-thick rebated doors. Surcharge for non-leaf hinges in black. The ERKADO doors are available in non-standard dimensions without an extra charge for non-standard dimensions. The extra charge only applies to the following doors: higher than 212 cm and wider than 102 cm.



P182



P191



P190



P173



P184



P185

NON-REBATED DOORS - extra charge for the 82 and 102 mm-thick rebated doors. Surcharge for non-leaf hinges in black.

The ERKADO doors are available in non-standard dimensions without an extra charge for non-standard dimensions. The extra charge only applies to the following doors: higher than 212 cm and wider than 102 cm.

☰ FIXED GLAZED EXTENSIONS



WITH A GLASS FLUSH WITH THE LEAF SURFACE
(available only with flush doors)



P158



P154

Note: the fixed extension imitating a door leaf is mounted on hinges.





P185
+ FIXED GLAZED EXTENSION IN THE FRAME



P18
+ FIXED GLAZED EXTENSIONS IN THE FRAME
WITH MUNTINS GLUED ON BOTH SIDES OF THE GLASS




P17
+ FIXED GLAZED EXTENSIONS IN THE FRAME



P184
+ FIXED GLAZED EXTENSION IN THE FRAME



P174
+ FIXED GLAZED EXTENSION IN THE FRAME



P163
+ FIXED GLAZED EXTENSIONS IN THE FRAME



P169
+ FIXED GLAZED EXTENSION (LEAF IMITATION)



P170
+ FIXED GLAZED EXTENSIONS (LEAF IMITATION)



P1
+ FULL OPENING EXTENSION LEAF IMITATION + 2 x FIXED GLASS EXTENSIONS LEAF IMITATION
+ FANLIGHT FIXED GLAZED LEAF IMITATION



P183
+ FIXED GLAZED EXTENSION IN THE FRAME
+ FIXED GLAZED FANLIGHT IN THE FRAME



P185
+ 2 x FIXED GLAZED EXTENSIONS IN THE FRAME
+ FIXED GLAZED FANLIGHT IN THE FRAME



P1
+ 2 x FIXED GLASS EXTENSIONS LEAF IMITATION



P183
+ FIXED GLAZED EXTENSION LEAF IMITATION



Note: the fixed extension imitating a door leaf is mounted on hinges.





P164
+ FIXED GLAZED EXTENSION



P162
+ FIXED GLASS EXTENSIONS





P189
 + 2 x FIXED GLASS EXTENSIONS + FANLIGHT
 + ARCHED FANLIGHT WITH MUNTINS

The arch is priced individually



P121
 + GLASS EXTENSION



P3
 + FIXED GLAZED EXTENSION (LEAF IMITATION)



P17
 + FIXED GLASS EXTENSIONS

Note: the fixed extension imitating a door leaf is mounted on hinges.






P156
+ FIXED GLAZED EXTENSION



P1
+ FIXED EXTENSIONS (LEAF IMITATION)



P66
+ FIXED GLAZED EXTENSION LEAF IMITATION



P155
+ FIXED GLASS EXTENSIONS



P67
+ FIXED GLAZED EXTENSIONS (LEAF IMITATION)



P89
+ FIXED GLAZED EXTENSIONS (LEAF IMITATION)



P65
+ FIXED GLAZED EXTENSION (LEAF IMITATION)



P25
+ FIXED GLAZED EXTENSION (LEAF IMITATION)



P9
+ FIXED GLAZED EXTENSION (LEAF IMITATION)




P47
+ OPENABLE GLAZED EXTENSION




P21
+ FIXED GLAZED EXTENSION (LEAF IMITATION)



P55
+ FIXED GLAZED EXTENSION IN THE FRAME




P105
+ FIXED GLAZED EXTENSIONS IN THE FRAME



P82
+ FIXED GLAZED EXTENSION (LEAF IMITATION)



P45
+ FIXED GLAZED EXTENSIONS IN THE FRAME



P59
+ FIXED FULL EXTENSION (LEAF IMITATION)

Note: extension fixed in the frame – glazing – safe, combined package, 44 mm, reflex brown

Note: the fixed extension imitating a door leaf is mounted on hinges.





P42
+ FIXED GLAZED EXTENSION (LEAF IMITATION) + FANLIGHT



P28
+ FIXED GLASS EXTENSIONS (LEAF IMITATION) + FANLIGHT






P107
+ FIXED GLAZED EXTENSION IN THE FRAME



P132
+ FIXED GLAZED EXTENSION (LEAF IMITATION)



P147
+ FIXED GLAZED EXTENSIONS IN THE FRAME



P98
+ FIXED GLAZED EXTENSION (LEAF IMITATION)

Note: extension fixed in the frame – glazing – safe, combined package, 44 mm, reflex brown

Note: the fixed extension imitating a door leaf is mounted on hinges.



P144

+ FIXED GLAZED EXTENSIONS IN THE FRAME
+ FIXED GLAZED FANLIGHT IN THE FRAME



P68

+ FIXED GLAZED EXTENSION IN THE FRAME



P141

+ FIXED GLAZED EXTENSION (LEAF IMITATION)



P83

+ FIXED GLAZED EXTENSION (LEAF IMITATION)



Heat transfer coefficient

$U_d < 0,90 \text{ W/m}^2\text{K}$

Certificate No. ITB 831/B-2018-13

Material: oak, pine or meranti

Construction

- door leaf thickness 72 mm
- gasket in the leaf and frame
- rebated doors
- outer surface of the leaf made of 12 mm or 7 mm thick waterproof oak, pine or meranti plywood
- internal construction of the leaf in the form of a truss with polyurethane foam filling - 58 mm thick (7 mm plywood) and 48 mm thick (12 mm plywood)
- leaf stile made of pine+oak or pine+meranti wood, reinforced with sheet metal and a "C" profile
- hinge-side anti-burglary rebate

Door frame

- glued laminated timber with oak, pine or meranti glulam 100 mm x 60 mm
- aluminium threshold with a thermal separator or wooden threshold

Finishing

- painted five times using the hydrodynamic method with water-soluble paints according to ERKADO colour range or opaque RAL paints at an extra charge except RAL 9016 (white) and RAL 7016 (anthracite) (page 113)

Dimensions

- typical according to table (page 112)
- available in non-standard sizes at no extra charge for non-standard dimensions. The extra charge only applies to the following doors: higher than 212 cm and wider than 102 cm

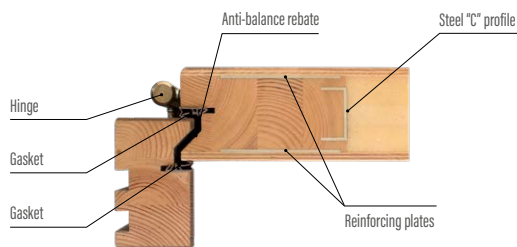
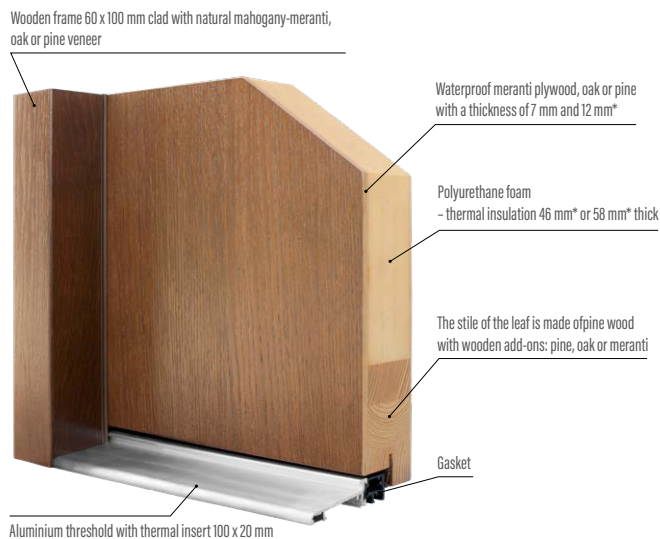
Standard accessories

- 2 independent bolt locks, 72 mm spacing
- four hinges adjustable in three planes
- aluminium threshold with a thermal separator or wooden threshold
- decorative stainless steel sheets in selected models
- glazing unit with black painted glass with selected models

Equipment at an extra charge

- handle
- 35/65 cylinders
- grip
- biometric lock
- door viewer
- reed switch
- electric strike - only for a multipoint lock for 1 or 2 cylinders
- multipoint lock for one or two cylinders
- wooden canopy (doors opening inwards)

Cladded wooden threshold





Heat transfer coefficient

Ud < 0,78 W/m²K

Certificate No. ITB 831/B-2018-14

Material: oak, pine or meranti

Construction

- door leaf thickness 82 mm
- gasket in the leaf and frame
- rebated doors
- outer plating made from waterproof 12 mm or 7 mm thick mahogany meranti, oak or pine plywood
- internal construction of the leaf in the form of a truss with polyurethane foam filling of 58 cm or 68 cm
- the stile of the frame made of pine+meranti or pine+oak wood, reinforced with sheet metal and a "C" profile
- hinge-side anti-burglary rebate

Door frame

- wood glued in layers with mahogany-meranti, oak or pine add-ons of 100 mm x 60 mm
- aluminium threshold with a thermal separator or wooden threshold

Finishing

- painted five times using the hydrodynamic method with water-soluble paints according to ERKADO colour range or opaque RAL paints at an extra charge except RAL 9016 (white) and RAL 7016 (anthracite) (page 113)

Dimensions


- typical according to table (page 112)
- available in non-standard sizes at no extra charge for non-standard dimensions. The extra charge only applies to the following doors: higher than 212 cm and wider than 102 cm

Standard accessories


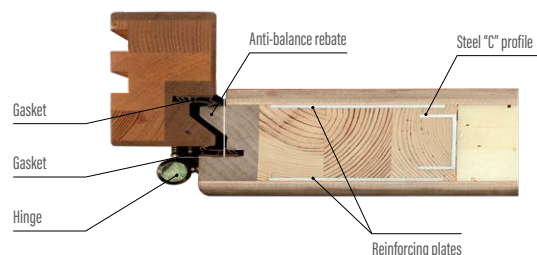
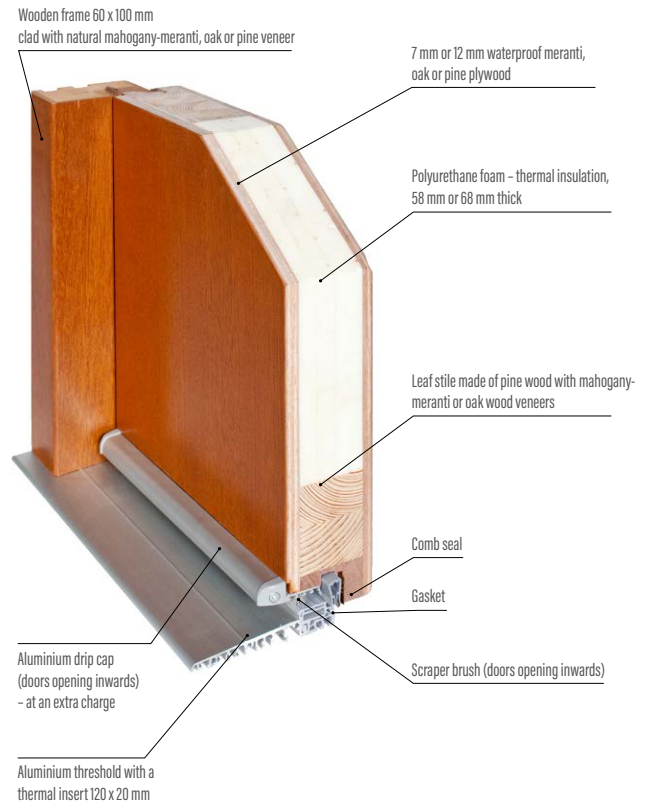
- multipoint lock for 1 cylinder, 72 mm spacing
- four hinges adjustable in three planes
- aluminium threshold with a thermal separator or wooden threshold
- decorative, stainless steel sheets in selected models:
- glazing unit with black painted glass in models: P120, P121, P122, P123, P124, P125, P126, P127

Equipment at an extra charge

- handle
- 45/65 cylinders
- grip
- biometric lock
- door viewer
- reed switch
- electric strike
- multipoint lock for two cylinders
- thermal insulation insert for threshold
- aluminium drip cap (doors opening inwards)



heat insulating insert



Heat transfer coefficient

Ud < 0,63 W/m²K

Certificate No. ITB 831/B-2018-15

Material: meranti or oak

Construction

- door leaf thickness 102 mm
- gasket in the leaf and frame
- rebated doors
- outer plating made of 12 mm thick waterproof mahogany meranti or oak plywood
- internal construction of the leaf in the form of a truss with polyurethane foam filling of 78 mm
- the stile of the frame made of pine+meranti or pine+oak wood, reinforced with sheet metal and a "C" profile
- hinge-side anti-burglary rebate

Door frame

- wood glued in layers with mahogany-meranti or oak add-ons of 100 mm x 80 mm
- aluminium threshold with a thermal separator or wooden threshold

Finishing

- painted five times using the hydrodynamic method with water-soluble paints according to ERKADO colour range or opaque RAL paints at an extra charge except RAL 9016 (white) and RAL 7016 (anthracite) (page 113)

Dimensions

- typical according to table (page 112)
- available in non-standard sizes at no extra charge for non-standard dimensions. The extra charge only applies to the following doors: higher than 214 cm and wider than 106 cm.


Standard accessories

- multipoint lock for 1 cylinder, 92 mm spacing
- hinges adjustable in three "3D" planes
- aluminium threshold with a thermal separator or wooden threshold
- decorative stainless steel sheets in selected models


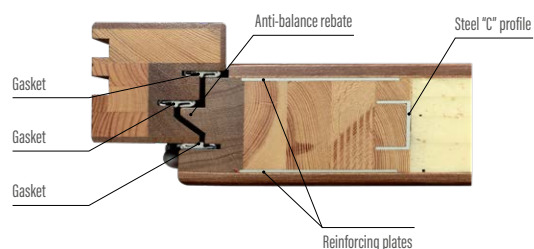
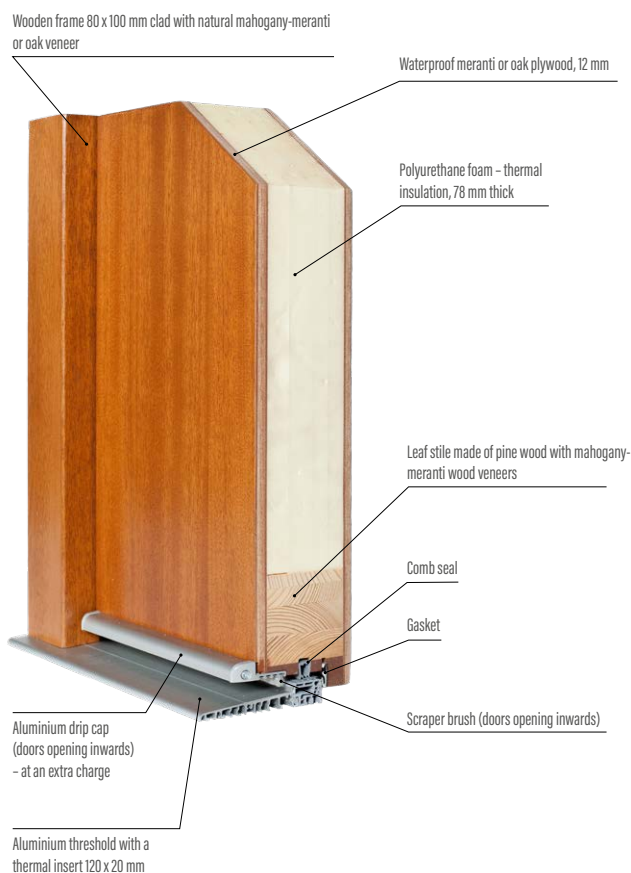
Equipment at an extra charge

- handle
- 60/65 cylinders
- grip
- biometric lock
- door viewer
- electric strike
- thermal insulation insert for threshold
- aluminium drip cap (doors opening inwards)
- reed switch

Cladded wooden threshold



heat insulating insert



Heat transfer coefficient

Ud < 0,79 W/m²K

Certificate No. ITB 831/B-2018-16

Material: meranti or oak

Construction

- door leaf thickness 82 mm
- gasket in the leaf and frame
- non-rebated doors
- outer plating made of 12 mm thick waterproof mahogany meranti or oak plywood
- internal construction of the leaf in the form of a truss with polyurethane foam filling of 58 mm
- the stile of the frame made of pine+meranti or pine+oak wood, reinforced with sheet metal and a "C" profile
- three retractable hinges
- anti-burglary bolts

Door frame

- wood glued in layers with mahogany-meranti or oak add-ons of 107 mm x 80 mm
- wooden threshold

Finishing

- painted five times using the hydrodynamic method with water-soluble paints according to ERKADO colour range or opaque RAL paints at an extra charge except RAL 9016 (white) and RAL 7016 (anthracite) (page 113)

Dimensions


- available in non-standard sizes at no extra charge for non-standard dimensions. The extra charge only applies to the following doors: higher than 214 cm and wider than 106 cm.

Standard accessories

- multipoint lock for 1 cylinder, 72 mm spacing
- three "3D" three-plane retractable hinges
- wooden threshold with thermal break
- decorative stainless steel sheets in selected models
- glazing packet with black painted glass in selected models

Equipment at an extra charge

- handle
- 55/70 cylinders
- grip
- biometric lock
- multipoint lock for 2 Euro profile cylinders
- door viewer
- electric strike
- thermal insulation insert for threshold
- aluminium drip cap (doors opening inwards)
- reed switch



Heat transfer coefficient

Ud < 0,64 W/m²K

Certificate No. ITB 831/B-2018-16

Material: meranti or oak

Construction

- door leaf thickness 102 mm
- gasket in the leaf and frame
- non-rebated doors
- outer plating made of 12 mm thick waterproof mahogany meranti or oak plywood
- internal construction of the leaf in the form of a truss with polyurethane foam filling of 78 mm
- the stile of the frame made of pine+meranti or pine+oak wood, reinforced with sheet metal and a "C" profile
- three retractable hinges
- anti-burglary bolts

Door frame

- wood glued in layers with mahogany-meranti or oak add-ons of 107 mm x 80 mm
- wooden threshold

Finishing

- painted five times using the hydrodynamic method with water-soluble paints according to ERKADO colour range or opaque RAL paints at an extra charge except RAL 9016 (white) and RAL 7016 (anthracite) (page 113)

Dimensions

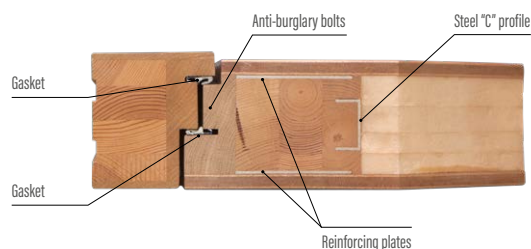
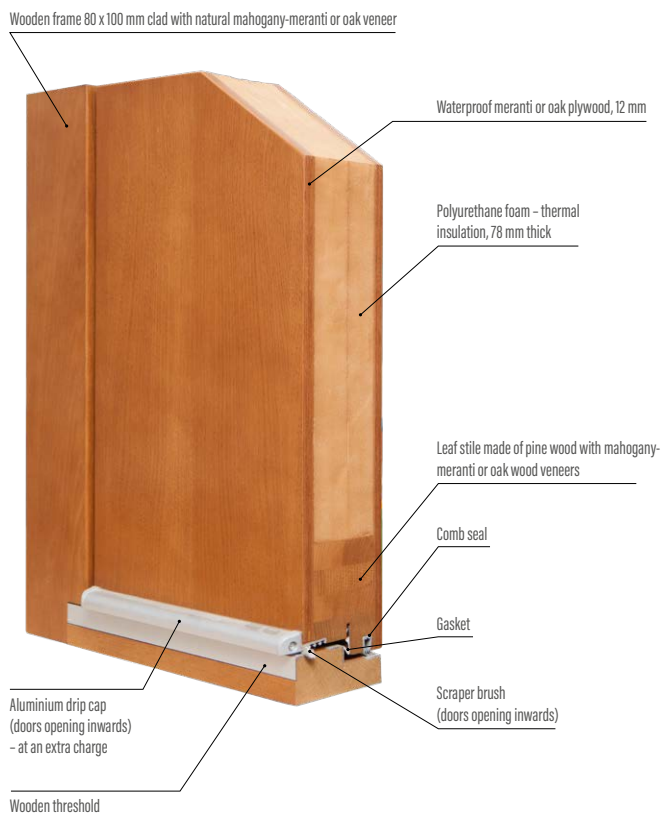
- typical according to table (page 112)
- available in non-standard sizes at no extra charge for non-standard dimensions. The extra charge only applies to the following doors: higher than 214 cm and wider than 106 cm.

Standard accessories

- multipoint lock for 1 cylinder, 72 mm spacing
- three "3D" three-plane retractable hinges
- aluminium threshold with a thermal separator or wooden threshold
- decorative stainless steel sheets in selected models
- glazing packet with black painted glass in selected models

Equipment at an extra charge

- handle
- 55/70 cylinders
- grip
- biometric lock
- multipoint lock for 2 Euro profile cylinders
- door viewer
- electric strike
- thermal insulation insert for threshold
- aluminium drip cap (doors opening inwards)
- reed switch






Revolving doors, a departure from the hinges on standard side fixings.

- the leaf can be made in thickness 82 mm or 102 mm
- the permissible leaf weight is up to 500 kg
- the permissible plane leaf dimensions: 150 cm x 300 cm, and for doors with glass and milling: 120 cm x 300 cm
- every door can be additionally extended by means of permanent glazed or full frame extensions
- the latest technology and hinge fixtures allow the highest quality of manufacture and use and lightweight opening, regardless of the weight of the leaf
- PIVOT DOOR prices are negotiated individually.

CO-FINANCING FOR EXTERIOR DOORS

The Priority Programme Clean Air gives the opportunity to obtain financial support for e.g. exterior doors. All ERKADO entrance door models meet the requirements of the Clean Air programme.

Below you can see the results of tests of thermal permeability of ERKADO exterior doors, as well as the RC2 certificate for burglar resistance.

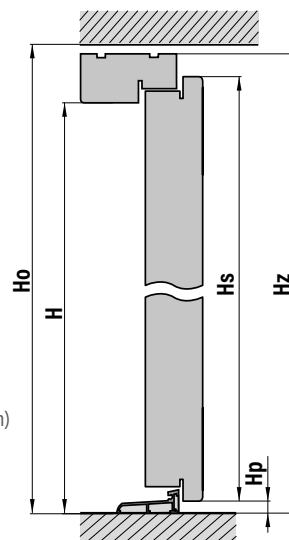
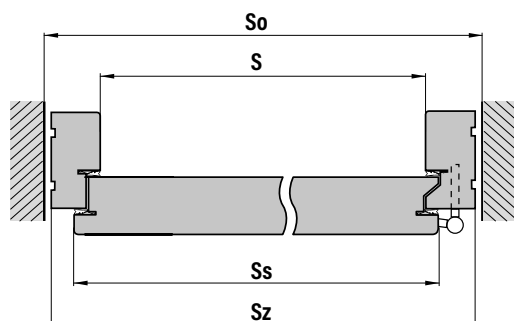




RABBET ON THE LEAF REBATE

advantages:

- tighter fit of the leaf to the frame
- full coverage of striker plates



- S - width in the clearance of door frame (mm)
- So - opening width in the wall (mm)
- Ss - door leaf width (mm)
- Sz - total door width (mm)
- Ho - height of the opening in the wall (mm)

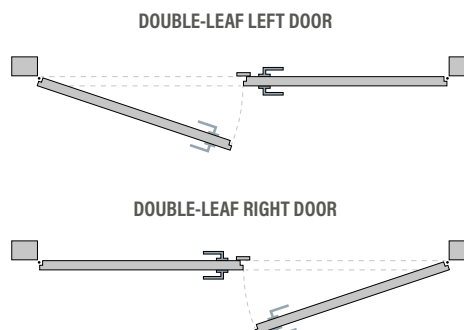
- H - height in the clearance of the door frame (mm)
- Hs - door leaf height (mm)
- Hz - total door height (mm)
- Hpa - aluminium threshold height (mm)
- Hpd - wooden threshold height (mm)

DIMENSIONS

ALUMINIUM THRESHOLD DOOR DIMENSIONS										
Door leaf thickness	Door marking	S	So	Ss	Sz	H	Ho	Hs	Hz	Hpa ALU (aluminium threshold)
72 mm 82 mm	„80”	800	940	841	920	2020	2100	2041	2082	20
	„90”	900	1040	941	1020	2020	2100	2041	2082	20
	„100”	1000	1140	1041	1120	2020	2100	2041	2082	20
102 mm	„80”	800	980	871	960	2020	2120	2056	2102	20
	„90”	900	1080	971	1060	2020	2120	2056	2102	20
	„100”	1000	1180	1071	1160	2020	2120	2056	2102	20

WOODEN THRESHOLD DOOR DIMENSIONS										
Door leaf thickness	Door marking	S	So	Ss	Sz	H	Ho	Hs	Hz	Hpd WOOD (wooden threshold)
72 mm 82 mm	„80”	800	940	841	920	2040	2120	2041	2100	40
	„90”	900	1040	941	1020	2040	2120	2041	2100	40
	„100”	1000	1140	1041	1120	2040	2120	2041	2100	40
102 mm	„80”	800	980	871	960	2040	2140	2056	2120	40
	„90”	900	1080	971	1060	2040	2140	2056	2120	40
	„100”	1000	1180	1071	1160	2040	2140	2056	2120	40

DOOR OPENING DIRECTIONS



EXTRA CHARGES FOR NON-STANDARD ORDERS

EXTERIOR DOORS

EXTRA CHARGES FOR NON-STANDARD ORDERS	
Item	Description
1.	No extra charge for doors narrower than 102 cm and lower than 212 cm (thickness: 72 mm and 82 mm) and no surcharges for doors narrower than 106 cm and lower than 214 cm for a thickness of 102 mm
2	Extra charge for wider doors:
a)	Wider doors up to a total width of 106 cm (door thickness: 72 mm and 82 mm)
b)	Wider doors up to a total width of 110 cm (door thickness: 102 mm)
c)	Doors with an overall width of 107 cm to 111 cm (door thickness: 72 mm and 82 mm)
d)	Doors of overall width from 111 cm to 115 cm (door thickness: 102 mm)
e)	Extra charge for door size "100" (112 x 208.2/210 – door thickness: 72 mm and 82 mm), (116x210.2/212 – door thickness: 102 mm)
3	Extra charge for higher door (without fanlight):
a)	Ranging from 212 to 215 cm + 15% of a typical door
b)	Ranging from 215 to 224 cm + 30% of a typical door
c)	Ranging from 224 to 250 cm + 40% of a typical door
d)	Ranging from 251 to 300 cm + 50% of a typical door
4	Side extension for an overall door width of up to 150cm:
a)	Opening, with glazing + 75% of single door value
b)	Opening, without glazing + 70% of single door value
c)	Fixed leaf imitation without glazing + 50% of single door value
d)	Fixed glazed leaf imitation + 60% of single door value
e)	Fixed in frame – mahogany-meranti (regardless of the overall width)
f)	Fixed in frame – oak (regardless of the overall width)
g)	Fixed in frame – pine (regardless of the overall width)
5	Side extension with overall door width from 151cm to 170cm:
a)	Opening, with glazing + 95% of single door value
b)	Opening, without glazing + 90% of single door value
c)	Fixed glazed leaf imitation + 85% of single door value
d)	Fixed leaf imitation without glazing + 80% of single door value
e)	Fixed in frame – mahogany-meranti (regardless of the overall width)
f)	Fixed in frame – oak (regardless of the overall width)
g)	Fixed in frame – pine (regardless of the overall width)
6	Extra charge for double doors from 171 to 196cm width is + 110% of single door value
7	Frame fixed extensions and fanlight
a)	Fixed in frame – mahogany-meranti
b)	Fixed in frame – oak (regardless of the overall width)
c)	Fixed in frame – pine (regardless of the overall width)
d)	Fixed imitation door leaf up to total door height of 250cm + 50% of the door value
8	EXTRA CHARGES – COLOUR
a)	Colour from the RAL range (single door), except Ral 9016 (white) and Ral 7016 (anthracite)
b)	Double-colour doors
9	Extra charge for changing the glazing
a)	Fixed extra charge for changing the glazing e.g. one-way mirror, milk glass, sandblasted glass, P4, REFLEX GRAFIT, black REFLEX, ANTISOL black
10	Frame thickness: for 10 mm/mb (pine, oak, meranti)
11	Widening of the frame to the wall width in the form of a tunnel:
a)	material mahogany-meranti per cm adjustable mahogany-meranti headband
b)	material oak for every cm adjustable band oak
c)	material pine for every cm adjustable band pine
12	Covering bands 10 mm x 60 mm set per side
a)	mahogany-meranti
b)	oak
c)	pine
13	Quarter rounds 10 mm x 25 mm set for one side (set)
a)	mahogany – meranti
b)	oak
c)	pine
14	Aluminium drip cap for doors opening to the inside
a)	Wooden drip cap for inward opening doors
15	Fixed glazed extension with glass flush with the leaf (only available for non-rebated doors)
16.	Frame black RAL 9005 or another RAL colour or NCS



DOOR VIEWER



ELECTRIC DOOR STRIKE



ELECTRIC DOOR STRIKE is available only with a multi-point lock for 1 or 2 inserts

POWER SUPPLY

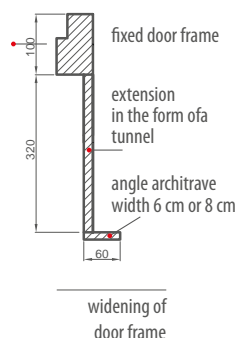


ALARM REED SWITCH




WIDENING OF DOOR FRAMES

Extension in the form of a tunnel can be either on the inside or the outside.



TKZ HINGE
patina, nickel or black
thickness 102 mm – standard
thickness 72 mm and 82 mm – at an extra charge



HEAT INSULATING INSERT
height 3 cm x 10 cm x length 120 cm
height 5 cm x 10 cm x length 120 cm
height 10 cm x 10 cm x length 120 cm

METAL CAPS FOR HINGES



AXA aluminium caps

caps for four hinges (set) aluminium Metal Bud (nickel, patina)
caps for four hinges (set) aluminium AXA (inox, F1, F4)
AXA aluminium caps for four hinges (set) black
RETRO covers for four hinges (set)



COVER RETRO
patina, inox shine,
gold gleam

DOOR CARE PRODUCT



Regular maintenance of wooden windows and doors is important for long-term durability of their surface. To keep the costs as low as possible, ADLER has developed a maintenance kit that is simple and effective to use. No brush, no sandpaper needed, just a care kit. The micro cracks and micro pores of the varnish layer will be closed, thus significantly prolonging the durability of water-based varnishes and lacquers.

DOOR CLOSER



ARM DOOR CLOSER
with STOP function and opening limiter
in stainless steel or black



Retractable DOOR CLOSER with a STOP
function and a restrictor
in stainless steel or black




LOCKS

LIST LOCK
 FOR ONE CYLINDER:
 gr. 82 mm i 102 mm - standard
 gr. 72 mm - at an extra charge

LIST LOCK
 FOR TWO CYLINDERS:
 gr. 82 mm - at an extra charge
 gr. 72 mm - at an extra charge

LIST LOCK ADR
5-POINT LOCKING SYSTEM FOR 1 CYLINDER
 - at an extra charge

When using a multipoint lock, the door meets the requirements of the 2 RC2 burglary resistance class



STRIKER PLATE
 at an extra charge

AUTOMATIC LOCK
 3-point or 4-point
 for 1 or 2 cylinders

AUTOMATIC LOCK
 ADR 5-POINT
 for 1 cylinder only

LOCK MR2
 3-point or 4-point
 for 1 or 2 cylinders
 - used with an electric door strike

A - MASTER LOCK
 B - UPPER SECONDARY LOCK

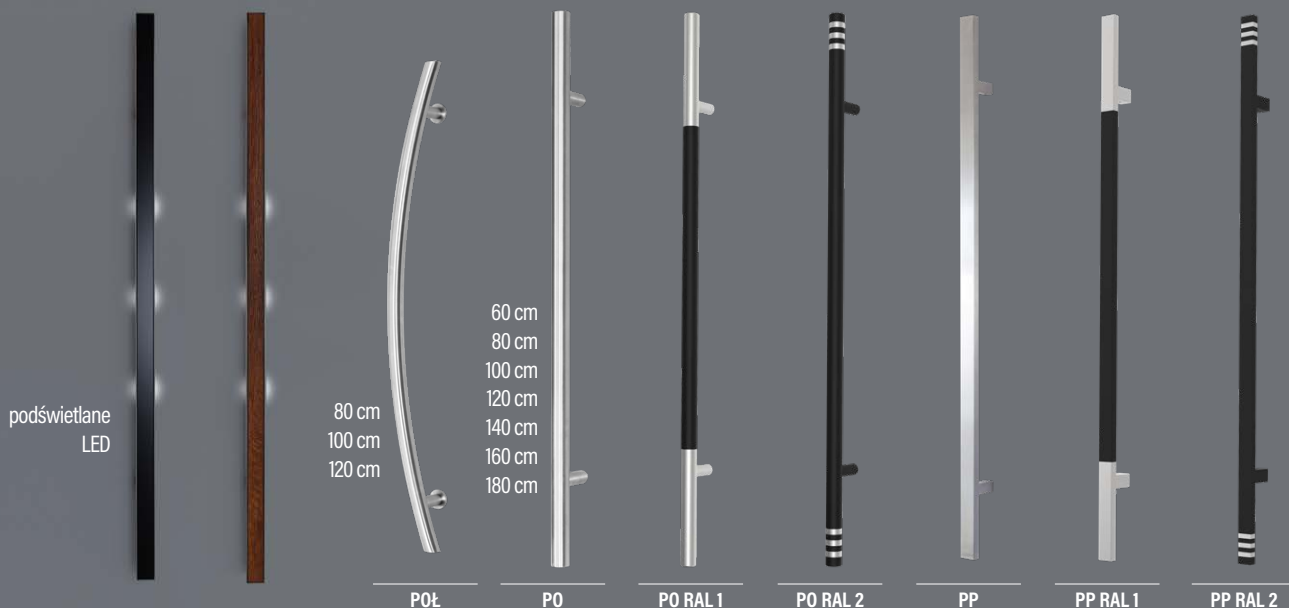




STAINLESS STEEL GRIPS

INOX or powder painted black (extra charge for the pull handle)

surcharge for LED illumination of the handrail



podświetlane
LED

80 cm
100 cm
120 cm

60 cm
80 cm
100 cm
120 cm
140 cm
160 cm
180 cm

POŁ

PO

PO RAL 1

PO RAL 2


PP

PP RAL 1

PP RAL 2


black glass
with illumination
length 120, 150 or
180 cm

wood (old oak)
with illumination
length 120, 150 or
180 cm



inox

black



K35

O35

G60

surcharge for
illumination of the
handrail

STAINLESS, INOX or BLACK HANDLES

PO - straight/slanting

60 cm
80 cm
100 cm
120 cm
140 cm
160 cm
180 cm

PP - straight/slanting

60 cm
80 cm
100 cm
120 cm
140 cm
160 cm
180 cm

SEMICIRCULAR - arched

80 cm
100 cm
120 cm
140 cm
160 cm
180 cm

DOOR OPENING

When choosing a door with a grip, you can choose from three ways of it opening:

- unlocking it with a key
- opening it with a "day-night" function on an electric strikes or with a key
- opening with a button or a key.

For an extra charge, the grips are available with a button "door opening function with an electric strike or a motor"



version 1

- button in the pull handle
- electric strike
- power supply unit
- remote trigger

version 2

- button in the pull handle
- motor for GU lock
- power supply unit
- cable groomet

GRIP

made of 80x20 mm
profile
colour black or inox





HANDLE WITH FINGERPRINT READER FINGERPRINT READER



The kit includes:

- selected reader
- automatic lock with motor
- electronic cable gland with power supply

The reader can be mounted in the entablature or on the leaf.

HANDLE WITH KEYPAD AND FINGERPRINT READER



The kit includes:

- selected reader
- automatic lock with motor
- electronic cable gland with power supply

Numeric keypad + additional fingerprint reader (can be used only on the hilt).

NUMERIC KEYPAD

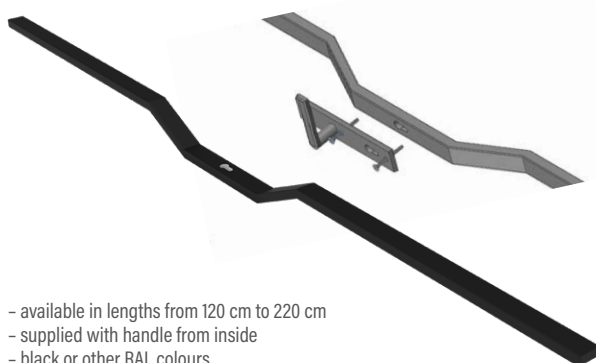


Kit includes:

- numeric keypad
- automatic lock with motor
- electronic cable gland with power supply

The keypad can be mounted in the entablature or on the wing.

CRLM HANDLE



- available in lengths from 120 cm to 220 cm
- supplied with handle from inside
- black or other RAL colours

KO HANDLE



- available in lengths from 50 cm to 200 cm
- black combined with inox colour (as in the picture)

DIGITAL VIEWER



MODEL DDS 2

- up to 50 photos can be stored from the camera mounted in the viewfinder
- date and time of picture
- up to 8 GB card can be added
- in-built ringtones

HANDLE



Handle with keypad

L701 Smart Lock

Access control system based on an electronic escutcheon, allowing operation by code, card, app and key.

Up to 2,000 users can be added.

easyApp inlay



System easyApp

allows access to rooms without the need for mechanical keys

DESIGN YOUR EXTERIOR DOORS

You are welcome to create **your own model of an entrance door**.

The technologies we use enable us to produce practically every design proposed by you.

The price of a door made according to an individual design is determined individually. We're looking forward to seeing you!





HANDLES

AXA



AXA FAST
basic safety class in inox, nickel, brass and black colours




ODIN
safety class 3 in nickel, inox, patina colours



HAGA
basic safety class in nickel, inox, patina, black colours



LIBERA
safety class 3 in nickel, inox, patina colours



nickel patina



inox black



PRESTIGE
safety class 3 in nickel, inox, patina, black colours



JUPITER FLEX
safety class 3 in nickel, inox, patina, black colours



QUEBEC
safety class 3 in nickel, patina, inox colours



TOTAL
inox, patina, black



METRO
stainless steel

Metal-Bud



CERTUS RC2
in colors inox, black str



Metal-Bud



CERTUS RC3
in colors inox, black str



NEW

NEW



ERKADO CERTUS SET HANDLE + SLIM PLATE
(door with single-sided pull handles), in colors inox, black str



NEW



CERTUS TOP ROSETTES (door with pull handles)
in colors inox, black str

NEW

HANDLES AND ROSETTES for single-sided pull handles



Set of **SOLO GAJA** handle + slim plate (door with pull)
Set of upper plates **SOLO GAJA** (upper lock and pull)
in colors inox, black, old gold F4



AXA



AXA SLIM WITH MOVABLE KNOB
colour INOX or black at an extra charge



AXA SLIM
rosettes for double-sided pull handles



HANDLES FOR SINGLE-SIDED RAILING




SOLO VERONA
black



SOLO VERONA
brass

SINGLE-SIDED BRACKET



VERONA
in black and brass
two lengths available: 50 cm and 170 cm

HANDLES



VERONA
in black and brass



DUBLIN
basic safety class in the colours inox,
brass and black



WARSAW
basic safety class in the colours inox,
brass and black



RETRO HANDLES



HANDLE, ESCUTCHEON, RETRO KNOCKER:
patina, glossy inox



SET WITH A RETRO GRIP:
- two brass pull handles
- decorative rosettes
- brass hinge covers in patina,
inox gleam, gold gleam

EURO PROFILE cylinders

thickness 102 mm	thickness 82 mm	thickness 72 mm
Euro profile cylinder, "B" 65/60 universal	Euro profile cylinder, "C" 65/45 universal	65/35 lock knob cl. B
Euro profile cylinder, "B" 65/60 lock knob	Euro profile cylinder, "C" 65/45 lock knob	65/35 cylinder, universal, B
Euro profile cylinder, "C" 65/60 universal	Euro profile cylinder, "B" 65/45 universal	65/35 cylinders, knob cl. C
Euro profile cylinder, "C" 65/60 lock knob	Euro profile cylinder, "B" 65/45 lock knob	65/35 universal cylinders C
system cylinders 1 key (2 pcs) "B" 65/60	system cylinders 1 key (2 pcs) "B" 65/45	system cylinders 1 key (2 pcs) "B" 65/35
system cylinders 1 key (2 pcs) "C" 65/60	system cylinders 1 key (2 pcs) "C" 65/45	system cylinders 1 key (2 pcs) "C" 65/35

Cylinders available in the colours nickel, brass and black.
Extra charge for black Euro profil cylinders

